



Washington State Summary

Phoenix High School

3520 Southridge Boulevard
Kennewick, WA 99338

509.222.6039

Enrollment

(2019-20 School Year)

61



10%

English Learners

70%

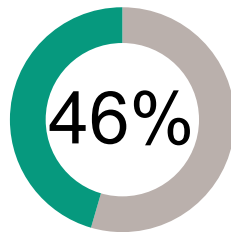
Low Income

Student Performance

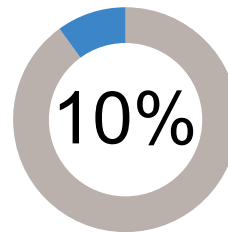
How are we doing getting students to their learning goals?



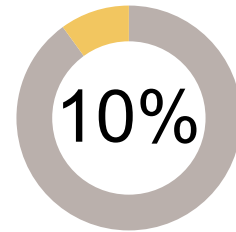
English Language Arts



Math



Science



Met grade level standards on state administered tests

How engaged are our students?



9th Graders on Track to Graduate



Took a Dual Credit Course



33%

Graduate in 4 years

About Our Teachers and Classrooms



3

Number of Teachers

#####

Have Master's Degree or Higher

15.3

Average Years Experience



18.7

Number of Students per Teacher

Finances

How much money do we spend on each student?

\$15,959

Staff Salary & Benefits



\$2,117

Non-Personnel Costs

All information is for the 2018-19 school year, unless otherwise noted. To see more from the Washington State Report Card, visit WashingtonStateReportCard.OSPI.k12.wa.us/ReportCard/ViewSchoolOrDistrict/104484
If you have questions or comments, contact ReportCardRedesign@k12.wa.us

